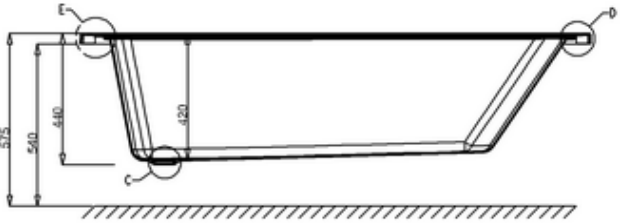
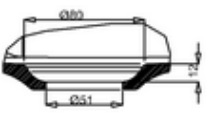


PERSPECTIVE  
SCALE 1:20



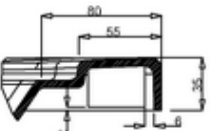
WATER LEVEL  
T95L (125L)

I  
B-B

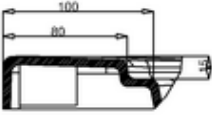


C  
SCALE 1:2

A-A



D  
SCALE 1:2



E  
SCALE 1:2