


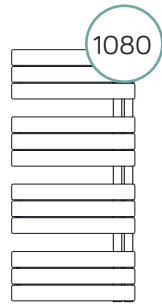
Pieve

Technical sheet

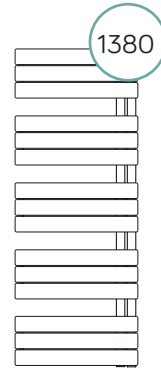




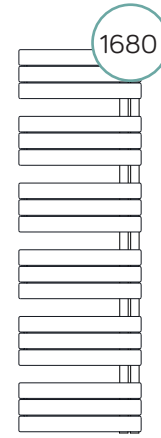
PIPES: 9



PIPES: 12



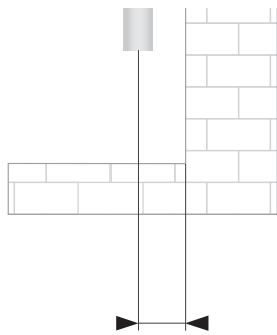
PIPES: 15



PIPES: 18

Description	Curved
Material	Carbon steel
Pipes - mm	70x11x1,5
Collectors - Ø	38x1,5
Connections	4x1/2" (air bleeding valve connection, included)
Wall fixings	4
Max operating pressure	4 bar
Max operating temperature	90 °C
Paint	Epoxy polyester powder
Packaging	Nylon bag, carton box, carton and styrofoam protections
Standard equipment	1 kit wall fixing brackets - 1 air bleeding valve - 1 blind plug

Connection



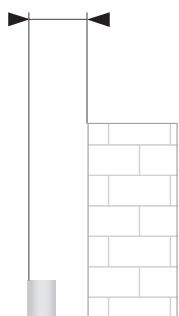
Min.	Max
40	55

REVERSIBLE

DUAL FUEL USE

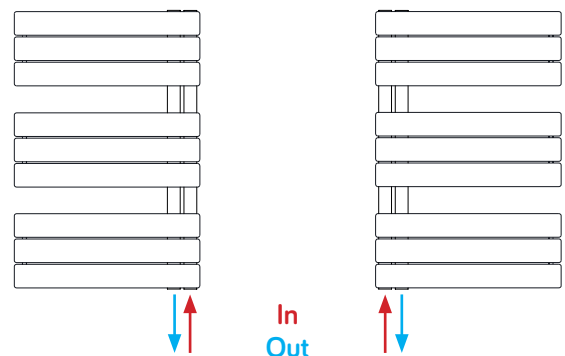
ONLY 50 MM CONNECTIONS

Wall distance



Min.	Max
90	105

Suggested installations



White RAL9016 - curved

Code	Height mm	Width mm	Interaxis mm	Weight kg	Water lt	$\Delta T_{50}^{\circ C}$ Watt	$\Delta T_{30}^{\circ C}$ Watt	$\Delta T_{42,5}^{\circ C}$ Watt	$\Delta T_{60}^{\circ C}$ Watt	Exponent n	Heating element Watt
386302	780	550	50	11,1	3,7	365	184	294	467	1,35057	300
386303	1080	550	50	15,2	5,5	500	254	403	638	1,33271	500
386304	1380	550	50	18,8	6	624	319	504	794	1,31485	700
386305	1680	550	50	22,2	7,1	738	373	595	941	1,33259	700

Anthracite VOV12 - curved

Code	Height mm	Width mm	Interaxis mm	Weight kg	Water lt	$\Delta T_{50}^{\circ C}$ Watt	$\Delta T_{30}^{\circ C}$ Watt	$\Delta T_{42,5}^{\circ C}$ Watt	$\Delta T_{60}^{\circ C}$ Watt	Exponent n	Heating element Watt
386299	780	550	50	11,1	3,7	365	184	294	467	1,35057	300
386300	1080	550	50	15,2	5,5	500	254	403	638	1,33271	500
386301	1380	550	50	18,8	6	624	319	504	794	1,31485	700
388718	1680	550	50	22,2	7,1	738	373	595	941	1,33259	700

Chrome - curved

Code	Height mm	Width mm	Interaxis mm	Weight kg	Water lt	$\Delta T_{50}^{\circ C}$ Watt	$\Delta T_{30}^{\circ C}$ Watt	$\Delta T_{42,5}^{\circ C}$ Watt	$\Delta T_{60}^{\circ C}$ Watt	Exponent n	Heating element Watt
386306	780	550	50	10,9	3,7	248	125	200	318	1,34989	200
386307	1080	550	50	15	5,5	336	170	271	429	1,33893	300
386308	1380	550	50	18,6	6	421	214	340	537	1,32797	500
386309	1680	550	50	22,1	7,1	503	255	406	642	1,33284	500

Our radiators are tested in qualified laboratories according to EN-442 regulations which determine the output value by fixing the ΔT at 50 °C. ΔT is the difference between the average temperature of the water inside the radiator and the room temperature. The formula is: $\phi_x = \phi_{\Delta T_{50}} * (\Delta T_x / 50)^n$.

Ex.: $\phi_x = \phi_{\Delta T_{50}} * (\Delta T_x / 50)^n$.
 Ex.: $\phi_x = ((T_1 + T_2) / 2 - T_3) = 50$ °C. For output values with a different ΔT use the following formula: $\phi_x = \phi_{\Delta T_{50}} * (\Delta T_x / 50)^n$.

See calculation example of the output at ΔT 60 °C of article 386302: $365 * (60 / 50)^{1,35057} = 467$.

Output values in kcal/h = watt x 0,85984.

Output values in btu = watt x 3,412.

KEY

T_1 = supply temperature - T_2 = return temperature - T_3 = room temperature.

ϕ_x = output to be calculated - $\phi_{\Delta T_{50}}$ = output at ΔT 50 °C (table) - ΔT_x = ΔT value to be calculated - n = exponent "n" (table).