

100% STONE RESIN

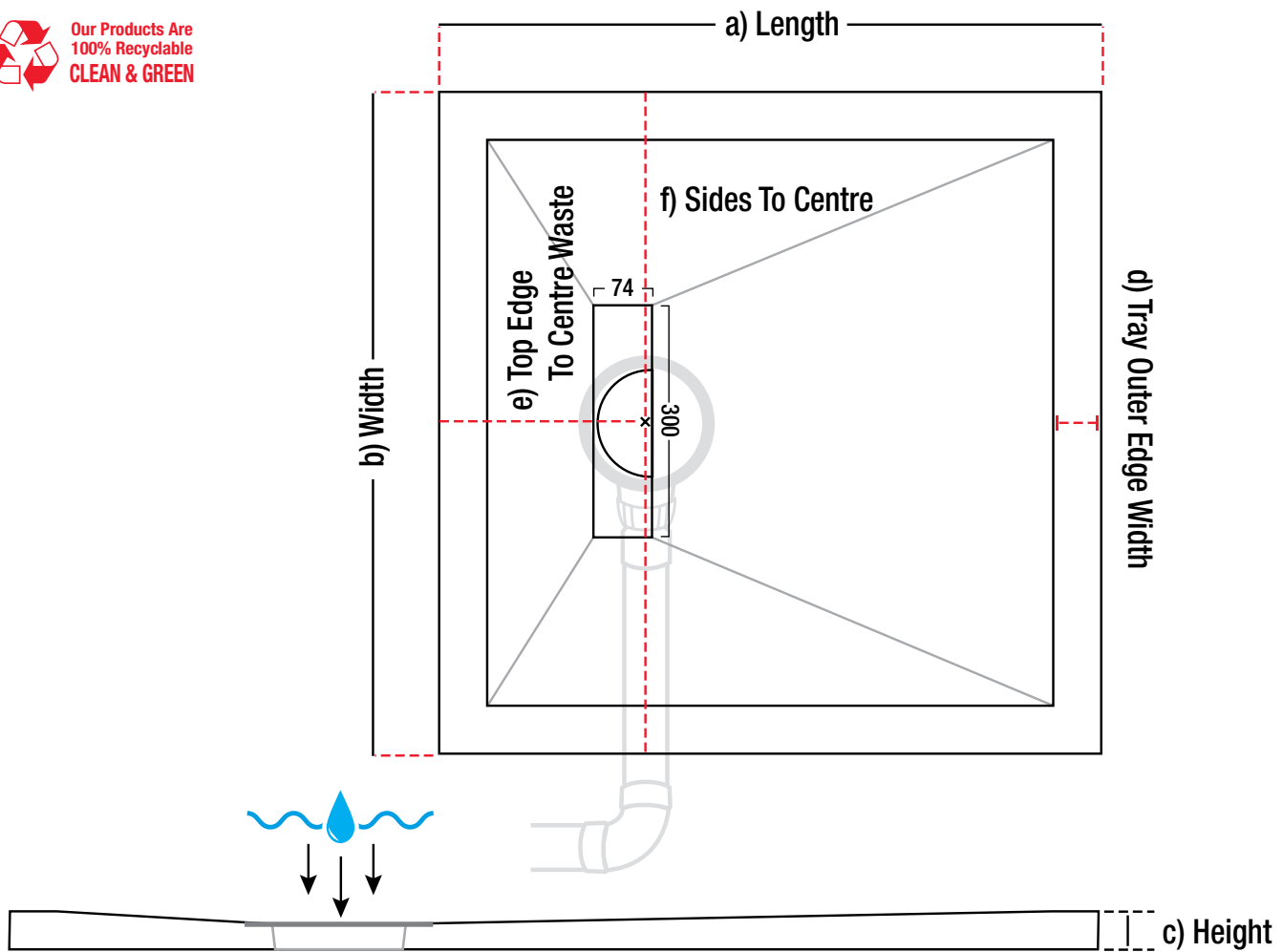


DIMENSION SPECIFICATIONS



www.tmuk.net

25mm - SQUARE ULTRA LOW PROFILE

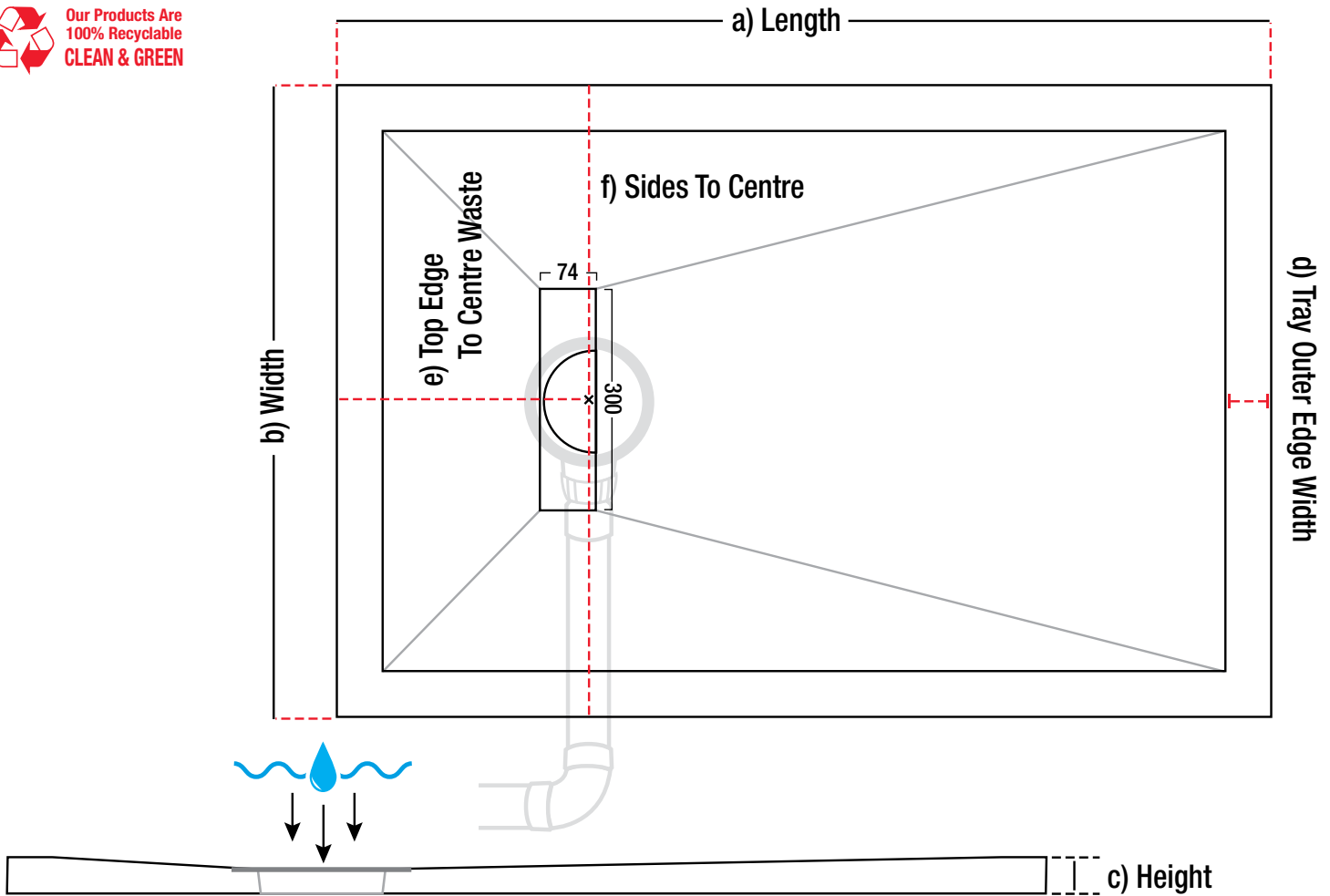


25mm LINEAR- SQUARE ULTRA LOW PROFILE

All measurements are in millimetres (mm)

a - Length (actual size mm)	b - Width (actual size mm)	c - Height Tray heights vary (mm)	d - Outer Edge (mm)	e - Top Waste Centre (mm)	f - Side Waste Centre (mm)	Weight (kg)
900 (898)	900 (898)	24 - 27	60	210	450	30
1000 (998)	1000 (998)	24 - 27	60	210	500	38

25mm - RECTANGLE ULTRA LOW PROFILE



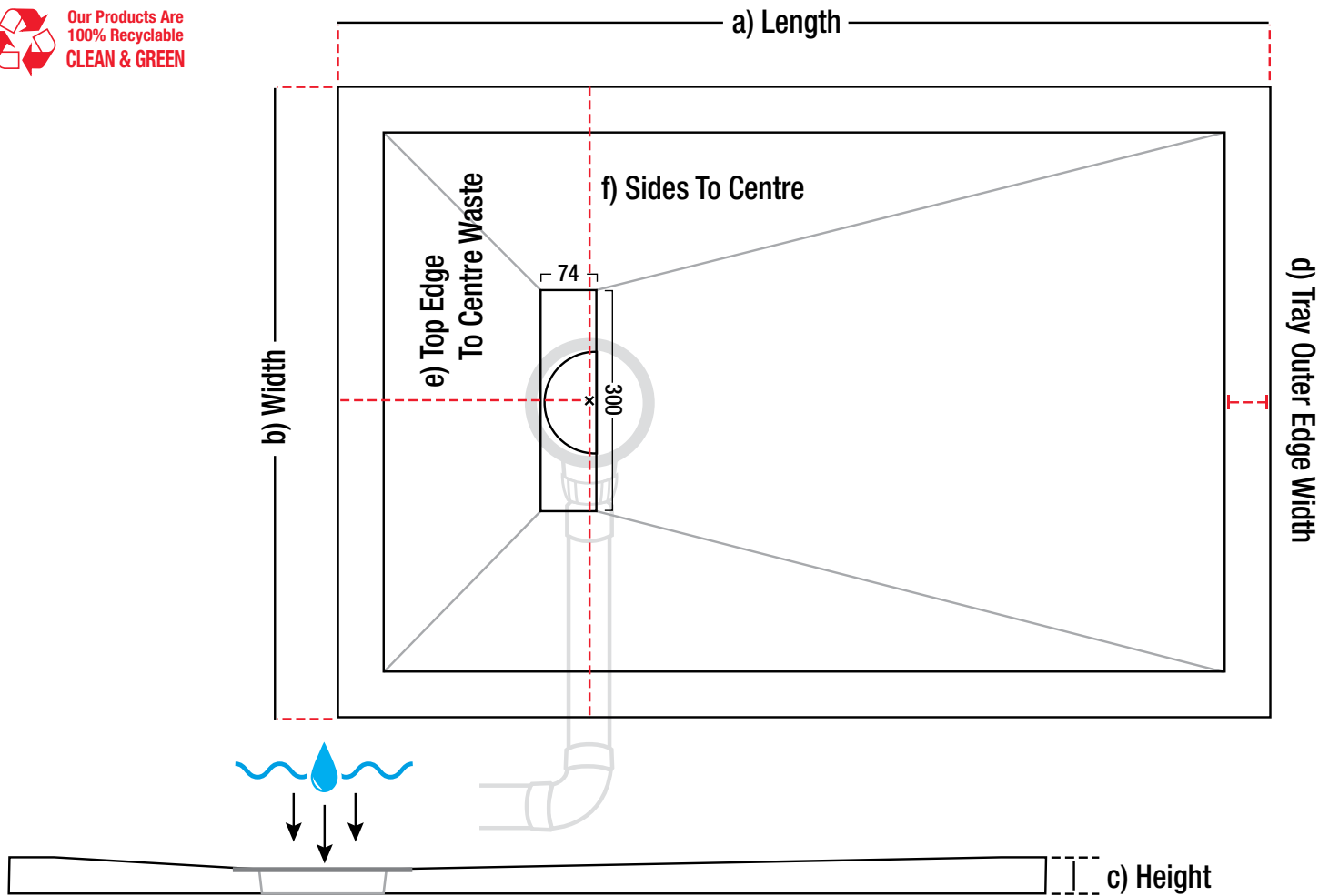
25mm LINEAR - RECTANGLE ULTRA LOW PROFILE

All measurements are in millimetres (mm)

a - Length (actual size mm)	b - Width (actual size mm)	c - Height Tray heights vary (mm)	d - Outer Edge (mm)	e - Top Waste Centre (mm)	f - Side Waste Centre (mm)	Weight (kg)
900 (898)	800 (798)	24 - 27	60	210	400	27
1000 (998)	760 (758)	24 - 27	60	210	380	28
1000 (998)	800 (798)	24 - 27	60	210	400	30
1000 (998)	900 (898)	24 - 27	60	210	450	34
1000 (998)	1000 (998)	24 - 27	60	210	500	38
1100 (1098)	760 (758)	24 - 27	60	210	380	33
1100 (1098)	800 (798)	24 - 27	60	210	400	34
1100 (1098)	900 (898)	24 - 27	60	210	450	37
1200 (1198)	700 (698)	24 - 27	60	210	350	32
1200 (1198)	760 (758)	24 - 27	60	210	380	33
1200 (1198)	800 (798)	24 - 27	60	210	400	35

Rectangle sizes continued on the next page.

25mm - RECTANGLE ULTRA LOW PROFILE



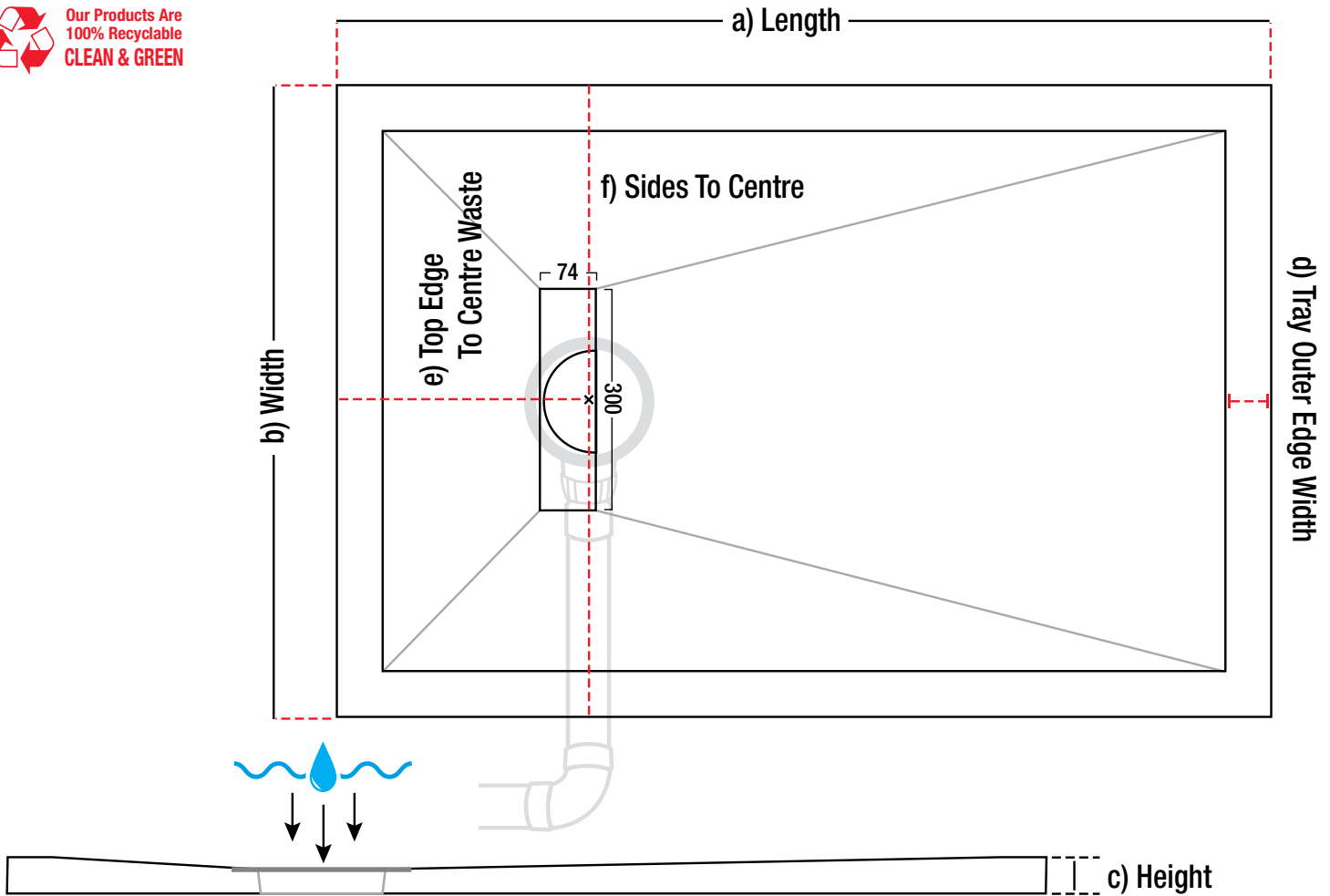
25mm LINEAR - RECTANGLE ULTRA LOW PROFILE

All measurements are in millimetres (mm)

a - Length (actual size mm)	b - Width (actual size mm)	c - Height Tray heights vary (mm)	d - Outer Edge (mm)	e - Top Waste Centre (mm)	f - Side Waste Centre (mm)	Weight (kg)
1200 (1198)	900 (898)	24 - 27	60	210	450	41
1400 (1398)	760 (758)	24 - 27	60	210	380	42
1400 (1398)	800 (798)	24 - 27	60	210	400	48
1400 (1398)	900 (898)	24 - 27	60	210	450	49
1500 (1498)	760 (758)	24 - 27	60	210	380	44
1500 (1498)	800 (798)	24 - 27	60	210	400	48
1500 (1498)	900 (898)	24 - 27	60	210	450	51
1600 (1598)	760 (758)	24 - 27	60	210	380	46
1600 (1598)	800 (798)	24 - 27	60	210	400	51
1600 (1598)	900 (898)	24 - 27	60	210	450	56
1700 (1698)	700 (698)	24 - 27	60	210	350	46

Rectangle sizes continued on the next page.

25mm - RECTANGLE ULTRA LOW PROFILE

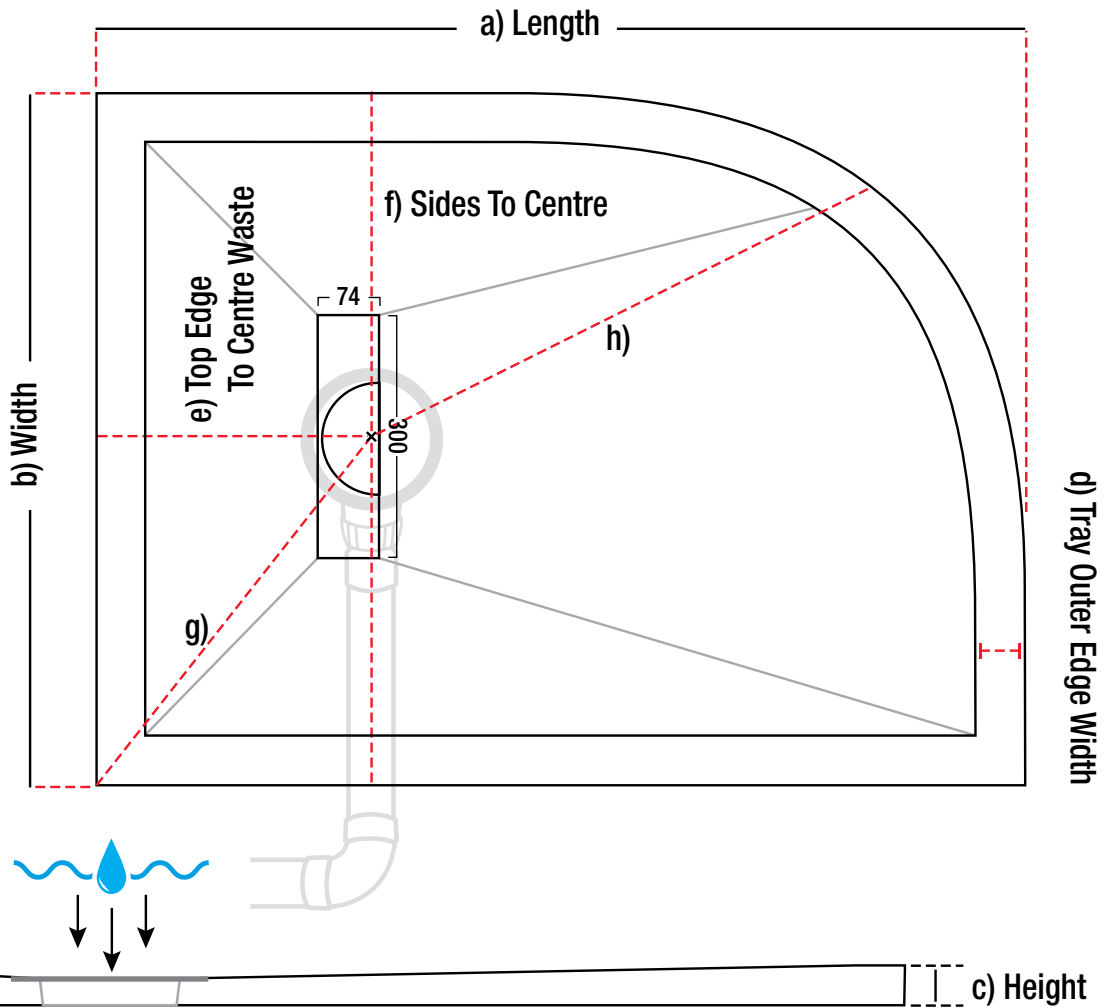


25mm LINEAR - RECTANGLE ULTRA LOW PROFILE

All measurements are in millimetres (mm)

a - Length (actual size mm)	b - Width (actual size mm)	c - Height Tray heights vary (mm)	d - Outer Edge (mm)	e - Top Waste Centre (mm)	f - Side Waste Centre (mm)	Weight (kg)
1700 (1698)	760 (758)	24 - 27	60	210	380	52
1700 (1698)	800 (798)	24 - 27	60	210	400	56
1700 (1698)	900 (898)	24 - 27	60	210	450	59
1800 (1798)	800 (798)	24 - 27	60	210	400	63
1800 (1798)	900 (898)	24 - 27	60	210	450	65

25mm - QUADRANT ULTRA LOW PROFILE



25mm LINEAR- QUADRANT ULTRA LOW PROFILE

All measurements are in millimetres (mm)

a - Length (actual size mm)	b - Width (actual size mm)	c - Height Tray heights vary (mm)	d - Outer Edge (mm)	e - Top Waste Centre (mm)	f - Side Waste Centre (mm)	g	h	Weight (kg)
800 (798)	800 (798)	24 - 27	60	210	450	-	-	21
900 (898)	900 (898)	24 - 27	60	210	450	500	620	29
1000 (998)	800 (798)	24 - 27	60	210	450	-	-	31
1000 (998)	1000 (998)	24 - 27	60	210	450	-	-	35
1200 (1198)	800 (798)	24 - 27	60	210	450	-	-	35
1200 (1198)	900 (898)	24 - 27	60	210	450	-	-	38