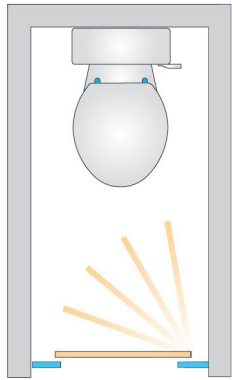




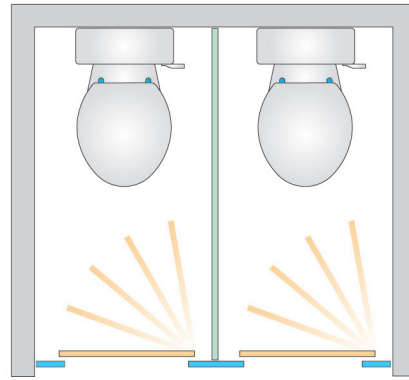
# WHAT TO ORDER



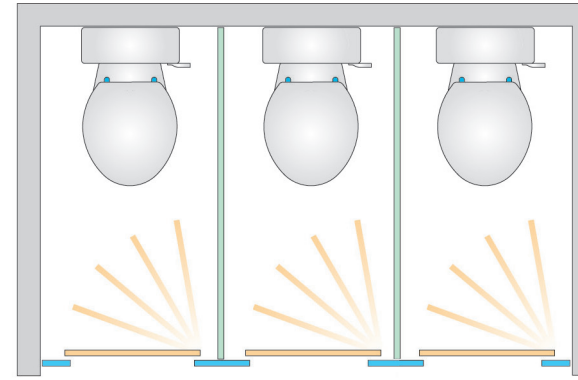
# ENCLOSED BETWEEN WALLS



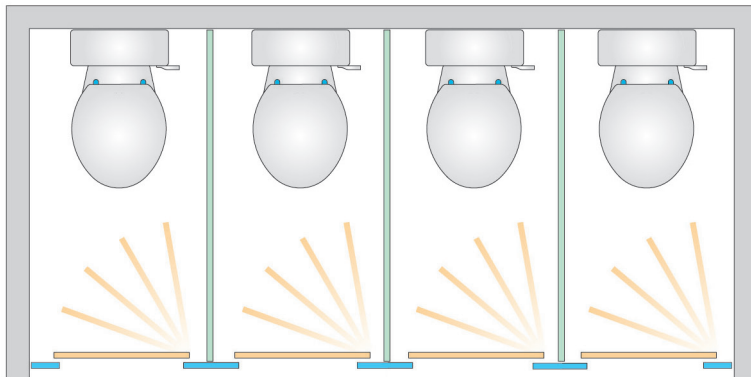
1 Cubicle



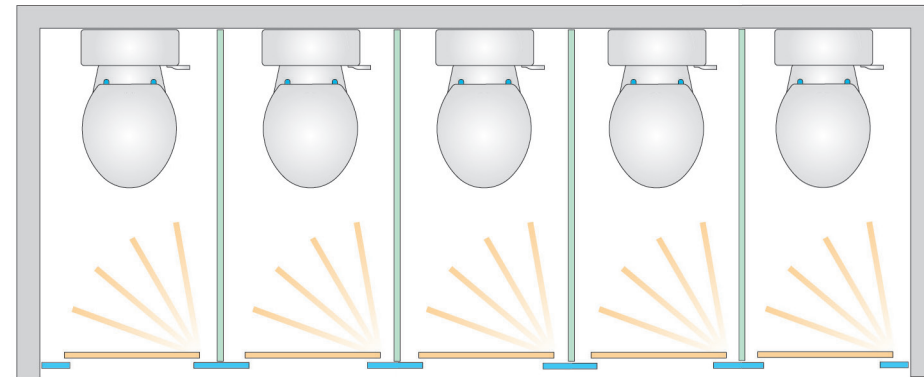
2 Cubicles



3 Cubicles



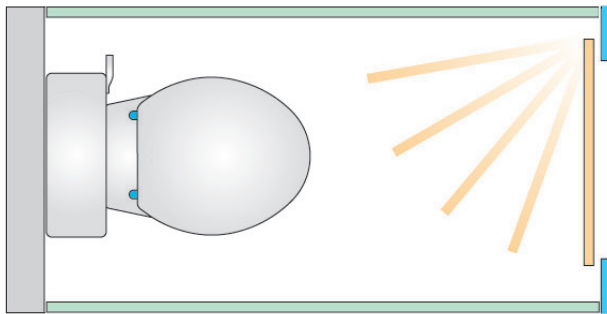
4 Cubicles



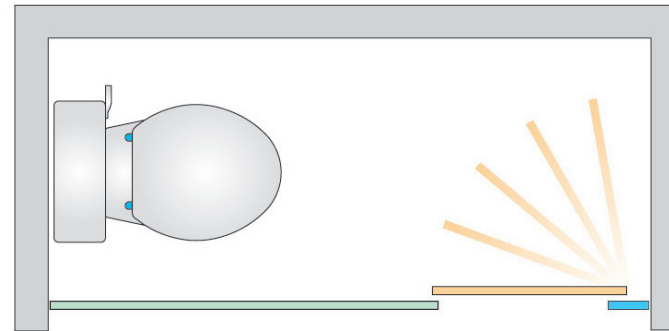
5 Cubicles

No. Cubicles	Components required	Pack Price
1	1CD + 1CDI + 2CPIL1 + 2CPILI + 1CH	£694
2	1CP + 1CPI + 2CD + 2CDI + 2CPIL1 + 1CPIL2 + 3CPILI + 1CH	£1,512
3	2CP + 2CPI + 3CD + 3CDI + 2CPIL1 + 2CPIL2 + 4CPILI + 1CH	£2,330
4	3CP + 3CPI + 4CD + 4CDI + 2CPIL1 + 3CPIL2 + 5CPILI + 2CH	£3,276
5	4CP + 4CPI + 5CD + 5CDI + 2CPIL1 + 4CPIL2 + 6CPILI + 2CH	£4,094
5 inc 1 Disabled	4CP + 4CPI + 4CD + 4CDI + 1CDD + 1CDDI + 100K + 2CPIL1 + 4CPIL2 + 6CPILI + 2CH	£POA

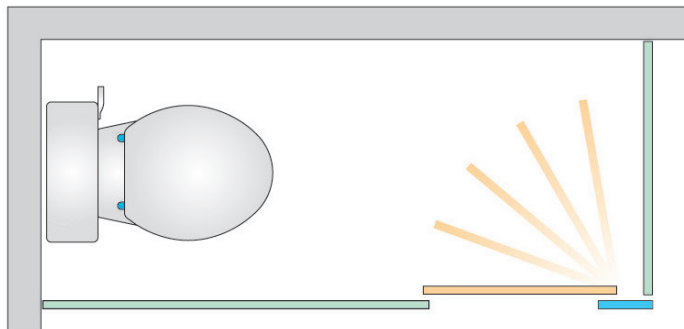
# FREESTANDING AND TRANSVERSE



Freestanding



Transverse Between Walls



Transverse Corner sited

FREESTANDING – Floor to Ceiling support needed (special order)		Pack Price
No. Cubicles	Components required	
1	2CP + 2CPI + 1CD + 1CDI + 2CPIL1 + 2CPILI + 1CH + 2HEC	£1,448
<b>TRANSVERSE BETWEEN WALLS</b>		
No. Cubicles	Components required	
1	1CP + 1CPI + 1CD + 1CDI + 1CPIL1 + 1CPILI + 1CH	£933
<b>TRANSVERSE CORNER SITED</b>		
No. Cubicles	Components required	
1	2CP + 2CPI + 1CD + 1CDI + 1CPIL1 + 1CPILI + 1CH + 1HEC	£1,310

## RapidFit FAQ's

The supporting foot should only be attached to the CP Partition, it should never be on the CPiL Pilaster.

RapidFit can supply colour matched spare PVC edging, however all cut edges should be against walls.

Anybody ordering a vanity unit must be advised that they have to build the soft framing that will house this.

All of our cubicle layouts are based on 880mm centres, this means that there is 450mm either side of the waste pipe, this can be smaller or occasionally larger.

If you have any other questions or queries, please don't hesitate to contact our staff.