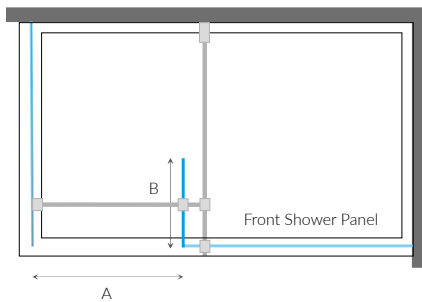


Ultimate deflector panel

Deflector Panels

Designed to contain the majority of over-spray and splashing within the showering area, Kudos ultimate deflector panels are available in three styles, each option is able to be retro-fitted and can be added at a later date if required.

Enjoy the pleasure and appearance of a walk-in shower even where space is at a premium. With the ability to fit a deflector panel it is now possible to create a functional and stunning enclosure even as small as 1400mm.

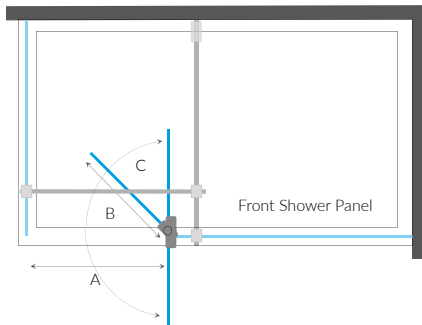


A = Rec min access 500mm
B = 265mm

Fixed Deflector Panel:

Supplied with fixings to connect to standard fixing kit recess or corner. This 255mm fixed deflector panel provides a 90° angled barrier to prevent splashing outside of the showering area.

Not suitable for use with angled or ceiling fixing kit. Not for use with curved panels

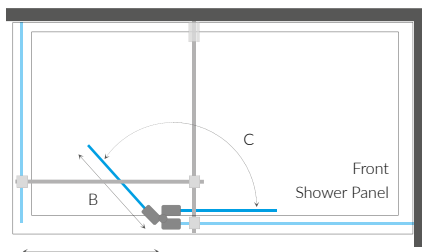


A = Rec min access 500mm
B = 300mm or 400mm
C = 180° rotation for easy access

Hinged Deflector Panel:

Available in 300 and 400mm widths in both 8 & 10mm glass thickness, the hinged deflector rotates through 180° for easy access. Featuring heavy duty hinges with crystal clear seals for minimalist appearance. Available in both 8 & 10mm glass thickness and featuring heavy duty hinges and crystal clear vertical seal.

Suitable for use with flat and curved panel enclosures and all ultimate fixing kits



A = Rec min access 500mm
B = 300mm
C = 135° rotation stops at optimum position for maximum overspray protection

Fold-Away Hinged Deflector Panel:

Designed to fit neatly behind the front panel when not in use, the 300mm Fold-Away deflector panel stops at a 45° angle to the front panel when in use to provide the optimum protection from over-spray. 10mm glass thickness.

Suitable for use with flat panel enclosures and all ultimate fixing kits

Note: All ultimate Hinged Deflector Panels are handed please suffix codes with LH or RH. All illustrations show Right Hand option.